


CAT 6A Keystone

RJ45 connectors



Keystone RJ-45 CAT 6A UTP receptacle for high-density installation solutions suitable for data distributions of **up to 10 Gigabit ethernet**. Quick and easy connection **without the use of tools** ensuring significant time savings during installation.



Technical Chars

- RJ45 CAT 6A UTP Class EA Plug
- Tool-free mounting
- Supports **TIA 568 A and B** configurations
- Also suitable for **patch panel** installations
- Compatible with cables **from AWG23 to AWG26**
- ATM 1200
- 10G BASE-T (10 Gigabit Ethernet)


CAT 6A Keystone		
Code		287707
Connector		Keystone RJ45 CAT 6A UTP
Colour		White
AWG class		23 - 26
Contacts		Golden bronze over nickel
Insulation material		UL 94 V-0 class flame retardant plastic material
Total mating force		> 100g (800g on 8 conductors)
Insertion-extraction life		> 750
Max. speed		ATM 1200; 10GBASE-T (10 Gigabit Ethernet)
Dielectric withstanding voltage		1000 Vdc for 1 min
DC pass	A	1.5
Contact resistance	mΩ	10
Insulation resistance	mΩ	500
Impedence	Ω	< 0.1
Conformity		Class EA, ANSI/TIA 568-C.2, ISO/IEC 11801, ISO/IEC 60603-7, YD/T 926.3-2009
Operating temperature	°C	-10 to +60
Storage temperature	°C	-40 to +70
Humidity	%	10% - 90% RH

Dimensions and packaging

Pieces		50
EAN code		8016978107568
Multiple EAN		8016978107599


Tagliare la guaina esterna del cavo per circa 40mm, dividendo le coppie di conduttori

Strip of 40mm of cable jacket then untwist the conductor pairs.




Inserire il cavo nel coperchio di terminazione e disporre i conduttori nelle apposite cavità seguendo la codifica colore.

Insert the cable into the termination cap, fan out the conductors in the proper connection slots accordingly colour code.



Agganciare il coperchio alla presa seguendo le indicazioni delle frecce sulle parti in plastica.

Install the termination cap to the jack following the arrows.



Premere fino in fondo il coperchio di terminazione

Push the termination cap completely.



Chiudere le alette di terminazione ed applicare la fascetta in dotazione.

Close the jack termination wings and fast the cable tie.

